

**THETFORD**



# COOKING APPLIANCES

ALL THE COMFORTS OF HOME



## Bowls / Sinks



	Basic Line 30	Basic Line 33		Basic Line 34	Argent Bowl	
<b>Overall dimensions (hxwx d)</b>	0 405 x 145 mm	140 x 480 x 480 mm	140 x 480 x 480 mm	140 x 400 x 445 mm	153 x 360 x 470 mm	153 x 360 x 470 mm
<b>Worktop cut-out dimensions (wx d)</b>	0 390 mm	460 x 460 mm	460 x 460 mm	387 x 429 mm	335 x 430 mm	335 x 430 mm
<b>Inside bowl dimensions (hxwx d)</b>	0 328 x 93 mm	92 x 455 x 276 mm	92 x 455 x 276 mm	92 x 338 x 280 mm	99 x 290 x 368 mm	99 x 290 x 368 mm
<b>Capacity</b>	7.4 L	8.7 L	8.7 L	7.5 L	9.5 L	9.5 L
<b>Bowl material</b>	Stainless steel	Stainless steel	Stainless steel	Stainless steel	Stainless steel	Black enamel
<b>Glass lid</b>	Yes	Yes	Yes	Yes	Yes	Yes
<b>Water drain (included)</b>	0 25 mm	0 25 mm	0 25 mm	0 25 mm	0 19 mm	0 19 mm
<b>Tap hole</b>	No	Yes (0 35 mm)	Yes (0 35 mm)	Yes (0 35 mm)	No	No
<b>Fixation</b>	Surface mounted	Surface mounted	Surface mounted	Surface mounted	Surface mounted	Surface mounted
<b>Net. Weight</b>	2.4 Kg	2.9 Kg	2.9 Kg	2.9 Kg	3.2 Kg	3.8 Kg
<b>Features</b>	-	-	-	-	• Accessory Kit to upgrade into Kitchen Centre	• Accessory Kit to upgrade into Kitchen Centre



### TANK FRESHENER

Strong effective odour control fluid for the waste-water tank and its plumbing. No more unpleasant smells in your caravan or motor home with this effective fluid for daily use and maintenance of the waste-water tank and pipes.



Please refer to the comparison table to find out which sink matches your requirements.

Argent Sink	Series 22 Spun bowl	Series 23 Spun bowl	Linear bowl
152 x 630 x 470 mm	152 x 630 x 470 mm	0 362 x 127 mm	0 461 x 127 mm
605 x 415 mm	605 x 415 mm	0 315 mm	0 405 mm
100 x 290 x 368 mm	100 x 290 x 368 mm	0 293 x 123 mm	0 397 x 123 mm
9.6 L	9.6 L	6.9 L	12.9 L
Stainless steel	Stainless steel	Stainless steel	Stainless steel
Yes	Yes	No	No
0 19 mm	0 19 mm	0 25 mm	0 19 mm
No	No	No	No
Surface mounted	Surface mounted	Invisible foam seal	Invisible foam seal
4.8 Kg	4.8 Kg	0.8 Kg	1.0 Kg
-	-	-	-

### ACCESSORY KIT

To upgrade your Argent Bowl into a beautiful space saver. It contains a chopping board, drainage rack, drainer, lid retainer, a plastic bowl, a rack plate and a template for bonding.

Partnumber SSPA0012.



**TIP!**

## Hobs - Topline Series





	Topline 165	Topline 169	Topline 902	Topline 910	
<b>Overall dimensions (hxwx d)</b>	106 x 576 x 361 mm	106 x 576 x 361 mm	105 x 546 x 482 mm	53 x 305 x 500 mm	
<b>Worktop cut-out dimensions (wx d)</b>	566 x 349 mm	566 x 349 mm	514 x 450 mm	274 x 482 mm	
<b>Total heat input (gas)</b>	4.0 kW	4.0 kW	5.5 kW	n/a	
<b>Total heat input (electric)</b>	n/a	n/a	n/a	2.3 kW	
<b>Fuel</b>	All gas	All gas	All gas	Electric	
<b>Gas burners</b>	1 x 1.5 kW 1 x 2.5 kW	1 x 1.5 kW 1 x 2.5 kW	2 x 1.5 kW 1 x 2.5 kW	n/a	
<b>Induction zones</b>	n/a	n/a	n/a	1 x 1.4 kW [1.8 kW Boost] 1 x 1.8 kW [2.3 kW Boost]	
<b>Ignition</b>	12 V	12 V	12 V	n/a	
<b>Total power use</b>	n/a	n/a	n/a	230 V / 10 A	
<b>Hob material</b>	Black glass	Black glass	Black glass	Black ceramic glass	
<b>Knobs</b>	Matt nickel straight	Matt nickel straight	Matt nickel straight	Touch controls	
<b>Glass lid</b>	Yes	Yes	Yes	No	
<b>Fixation</b>	Surface mounted	Surface mounted	Surface mounted	Invisible foam seal	
<b>Net. Weight</b>	8.0 Kg	8.0 Kg	10.5 Kg	5.5 Kg	
<b>Features</b>	<ul style="list-style-type: none"> <li>Coated steel trim and frame</li> </ul>	<ul style="list-style-type: none"> <li>Coated steel trim and frame</li> </ul>	<ul style="list-style-type: none"> <li>Coated steel trim and frame</li> <li>Unique curved design</li> </ul>	<ul style="list-style-type: none"> <li>Auto heat up</li> <li>Individual zone timers</li> <li>Pan detection</li> <li>Power boost function</li> <li>Safety indication if glass is hot</li> <li>Pause function</li> <li>Low temperature function</li> </ul>	-

Please refer to the comparison table to find out which hob matches your requirements.






## Combination units

	Topline 922	Topline 931	Topline 981	Topline 111	353 series
<b>Overall dimensions (hxwx d)</b>	95 x 305 x 500 mm	95 x 770 x 350 mm	100 x 500 x 380 mm	195 x 900 x 370 mm	160 x 980 x 410 mm
<b>Worktop cut-out dimensions (wx d)</b>	285 x 485 mm	740 x 322 mm	480 x 360 mm	888 x 358 mm	962 x 389 mm
<b>Total heat input (gas)</b>	3.0 kW	5.0 kW	2.5 kW	3.0 kW	4.9 kW
<b>Total heat input (electric)</b>	n/a	n/a	1.4 kW	n/a	n/a
<b>Fuel</b>	All gas	All gas	Dual fuel	All gas	All gas
<b>Gas burners</b>	2 x 1.5 kW	1 x 1.0 kW 1 x 1.5 kW 1 x 2.5 kW	1 x 1.0 kW 1 x 1.5 kW	2 x 1.5 kW	1 x 1.0 kW 1 x 1.5 kW 1 x 2.4 kW
<b>Induction zones</b>	n/a	n/a	1 x 1.4 kW	n/a	n/a
<b>Ignition</b>	12 V	12 V	12 V	12 V	12 V
<b>Total power use</b>	n/a	n/a	230 V / 7 A	n/a	n/a
<b>Hob material</b>	Black glass	Black glass	Black ceramic glass	Black glass	Brushed stainless steel
<b>Knobs</b>	Matt nickel straight	Matt nickel straight	Matt nickel straight	Matt nickel straight	Matt nickel
<b>Glass lid</b>	No	No	No	Yes	Yes
<b>Fixation</b>	Invisible foam seal	Invisible foam seal	Invisible foam seal	Surface mounted	Surface mounted
<b>Net. Weight</b>	5.0 Kg	6.0 Kg	6.5 Kg	11.0 Kg	10.7 Kg
<b>Features</b>	-	-	<ul style="list-style-type: none"> <li>Auto heat up</li> <li>Pan detection</li> <li>Safety indication if glass is hot</li> <li>Child safety lock</li> <li>Automatic safety cut-off</li> </ul>	<ul style="list-style-type: none"> <li>Combination unit with stainless steel bowl [inside bowl Ø 235 x 140 mm, water drain Ø 25 mm included]</li> </ul>	<ul style="list-style-type: none"> <li>Combination unit with stainless steel bowl [inside bowl 160 mm deep, water drain Ø 35 mm included]</li> </ul>

## Hobs

	9 series	Hotplate	Basic Line 330	
				
Overall dimensions (hxwx d)	125 x 540 x 480 mm	160 x 445 x 345 mm	100 x 480 x 480 mm	100 x 480 x 480 mm
Worktop cut-out dimensions (wx d)	490 x 455 mm	n/a	453 x 460 mm	453 x 460 mm
Total heat input (gas)	6.0 kW	4.8 kW	4.5 kW	4.5 kW
Total heat input (electric)	n/a	n/a	n/a	n/a
Fuel	All gas	All gas	All gas	All gas
Gas burners	4 x 1.5 kW	2 x 1.6 kW	3 x 1.5 kW	3 x 1.5 kW
Grill burners	n/a	1 x 1.6 kW	n/a	n/a
Ignition	230 V	n/a	No ignition or 12 V	No ignition or 12 V
Total power use	230 V / 0.1 A	n/a	n/a	n/a
Hob material	Black glass	Stainless steel	Stainless steel	Stainless steel
Knobs	Matt nickel straight	Matt nickel straight	Matt nickel teardrop	Matt nickel teardrop
Glass lid	No	No	Yes	Yes
Fixation	Invisible foam seal	n/a	Surface mounted	Surface mounted
Net. Weight	8.0 Kg	6.5 Kg	4.5 Kg	4.5 Kg
Features	-	<ul style="list-style-type: none"> <li>Free standing an portable unit</li> <li>Stainless steel lid/cover</li> </ul>	<ul style="list-style-type: none"> <li>Matching with Basic Line 33 Bowl</li> </ul>	<ul style="list-style-type: none"> <li>Matching with Basic Line 33 Bowl</li> </ul>
	-	-	<b>Chrome panrests 12 V</b> <b>No ignition</b>  <b>Cast iron panrests 12 V</b> (with lid shutoff)	<b>Chrome panrests 12 V</b> <b>No ignition</b>  <b>Cast iron panrests 12 V</b> (with lid shutoff)

Please refer to the comparison table to find out which hob matches your requirements.


	Basic Line 345	Argent		Linear hob	353 series
					 <b>NEW!</b>
Overall dimensions (hxwx d)	100 x 540 x 445 mm	110 x 570 x 470 mm	110 x 570 x 470 mm	110 x 520 x 550 mm	101 x 660 x 410 mm
Worktop cut-out dimensions (wx d)	527 x 429 mm	545 x 433 mm	545 x 433 mm	491 x 518 mm	642 x 389 mm
Total heat input (gas)	5.5 kW	5.5 kW	5.5 kW	6.5 kW	4.9 kW
Total heat input (electric)	n/a	n/a	n/a	n/a	n/a
Fuel	All gas	All gas	All gas	All gas	All gas
Gas burners	2 x 1.5 kW 1 x 2.5 kW	2 x 1.5 kW 1 x 2.5 kW	2 x 1.5 kW 1 x 2.5 kW	1 x 1.0 kW 2 x 1.5 kW 1 x 2.5 kW	1 x 1.0 kW 1 x 1.5 kW 1 x 2.4 kW
Grill burners	n/a	n/a	n/a	n/a	n/a
Ignition	No ignition or 12 V	12 V	12 V	12 V	12 V
Total power use	n/a	n/a	n/a	n/a	n/a
Hob material	Stainless steel	Stainless steel	Stainless steel	Stainless steel	Stainless steel
Knobs	Matt nickel teardrop	Matt nickel straight	Matt nickel straight	Matt nickel teardrop	Matt nickel
Glass lid	Yes	Yes	Yes	Yes	Yes
Fixation	Surface mounted	Surface mounted	Surface mounted	Surface mounted	Surface mounted
Net. Weight	6.0 Kg	6.5 Kg	6.5 Kg	7.0 Kg	7.5 kg
Features	<ul style="list-style-type: none"> <li>Matching with Basic line 34 Bowl</li> </ul>	<ul style="list-style-type: none"> <li>Matching with Argent Bowl</li> </ul>	<ul style="list-style-type: none"> <li>Matching with Argent Bowl</li> </ul>	<ul style="list-style-type: none"> <li>Matching with Linear Bowl</li> </ul>	-
	<b>Chrome panrests 12 V</b> <b>No ignition</b>  <b>Cast iron panrests 12 V</b> (with lid shutoff)	(with lid shutoff)	(with lid shutoff)	-	-

## Cookers



	K1520		Caprice		
	Gas only	Dual Fuel	Gas Only	Gas Only	Dual Fuel
Overall dimensions (hwxwd)	645 x 515 x 501 mm	645 x 515 x 501 mm	644 x 513 x 500 mm	844 x 513 x 500 mm	844 x 513 x 500 mm
Build-in dimensions (hwxwd)	646 x 496 x 493 mm	646 x 496 x 493 mm	646 x 496 x 490 mm	846 x 496 x 490 mm	846 x 496 x 490 mm
Total heat input (gas)	9.6 kW	8.0 kW	8.6 kW	8.6 kW	7.1 kW
Total heat input (electric)	n/a	1.0 kW	n/a	n/a	0.8 kW
Fuel	All gas	Dual fuel	All gas	All gas	Dual fuel
Gas burners	1 x 1.0 kW 3 x 1.6 kW	1 x 1.0 kW 2 x 1.6 kW	1 x 1.0 kW 3 x 1.5 kW	1 x 1.0 kW 3 x 1.5 kW	1 x 1.0 kW 2 x 1.5 kW
Electric hotplate	n/a	1000 W	n/a	n/a	800 W
Grill burner	1.8 kW	1.8 kW	1.6 kW	1.6 kW	1.6 kW
Oven burner	2.1 kW	2.1 kW	1.5 kW	1.5 kW	1.5 kW
Ignition	12V dc	12V dc	12 V	12 V	12 V
Oven capacity	37 L	37 L	36 L	36 L	36 L
Grill capacity	19 L	19 L	13 L	13 L	13 L
Knobs	Brushed nickel	Brushed nickel	Matt nickel straight	Matt nickel straight	Matt nickel straight
Net. Weight	27.7 Kg	29.2 Kg	25.0 Kg	27.5 Kg	29.0 Kg
Features	<ul style="list-style-type: none"> <li>• Grill pan kit</li> <li>• 2 Oven shelves</li> </ul>	<ul style="list-style-type: none"> <li>• Grill pan kit</li> <li>• 2 Oven shelves</li> </ul>	<ul style="list-style-type: none"> <li>• Grill pan kit</li> <li>• 2 Oven shelves</li> <li>• Chrome pan support</li> </ul>	<ul style="list-style-type: none"> <li>• Grill pan kit</li> <li>• 2 Oven shelves</li> <li>• Chrome pan support</li> <li>• Lower door for extra storage</li> </ul>	<ul style="list-style-type: none"> <li>• Grill pan kit</li> <li>• 2 Oven shelves</li> <li>• Chrome pan support</li> <li>• Lower door for extra storage</li> </ul>

Please refer to the comparison table to find out which cooker matches your requirements.



	Triplex	Minigrill		Enigma	Cocina
		Gas only	Dual Fuel		
Overall dimensions (hwxwd)	468 x 463 x 500 mm	311 x 513 x 500 mm	311 x 513 x 500 mm	760 x 620 x 600 mm	766 x 618 x 600 mm
Build-in dimensions (hwxwd)	463 x 445 x 493 mm	312 x 496 x 490 mm	312 x 496 x 490 mm	750 x 602 x 600 mm	766 x 602 x 600 mm
Total heat input (gas)	9.2 kW	7.1 kW	5.6 kW	8.9 kW	11.5 kW
Total heat input (electric)	n/a	n/a	0.8 kW	n/a	n/a
Fuel	All gas	All gas	Dual fuel	All gas (LPG)	All gas (LPG)
Gas burners	2 x 1.8 kW 1 x 2.4 kW	1 x 1.0 kW 3 x 1.5 kW	1x 1.0 kW 2x 1.5 kW	1 x 1.0 kW 3 x 1.5 kW	1 x 1.0 kW 2 x 1.5 kW 1 x 2.5 kW
Electric hotplate	n/a	n/a	800 W	n/a	n/a
Grill burner	1.6 kW	1.6 kW	1.6 kW	1.6 kW	2.5 kW
Oven burner	1.6 kW	n/a	n/a	1.8 kW	2.5 kW
Ignition	12 V	12 V	12 V	230 V	230 V
Oven capacity	36 L	n/a	n/a	53 L	56 L
Grill capacity	n/a	13 L	13 L	20 L	25 L
Knobs	Matt nickel straight	Matt nickel straight	Matt nickel straight	Matt nickel straight	Matt nickel straight
Net. Weight	21.5 Kg	14.5 Kg	16.0 Kg	35.0 Kg	41.0 Kg
Features	<ul style="list-style-type: none"> <li>• Grill pan kit</li> <li>• 2 Oven shelves</li> <li>• Chrome pan support</li> </ul>	<ul style="list-style-type: none"> <li>• Grill pan kit</li> <li>• Chrome pan support</li> </ul>	<ul style="list-style-type: none"> <li>• Grill pan kit</li> <li>• Chrome pan support</li> </ul>	<ul style="list-style-type: none"> <li>• Grill pan kit</li> <li>• 2 Oven shelves</li> <li>• Enamelled pan support</li> <li>• Enamelled oven and grill cavities</li> </ul>	<ul style="list-style-type: none"> <li>• Grill pan kit</li> <li>• 2 Oven shelves</li> <li>• Enamelled pan support</li> <li>• Enamelled oven and grill cavities</li> <li>• Fan cooling</li> </ul>

## Ovens

Please refer to the comparison table to find out which oven matches your requirements.

	420 Oven	525 Oven	Duplex	Midi Prima	Midi Prima
					
Overall dimensions (h x w x d)	335 x 418 x 440 mm	369 x 525 x 480 mm	445 x 456 x 490 mm	844 x 444 x 450 mm	335 x 418 x 440 mm
Build-in dimensions (h x w x d)	336 x 420 x 580 mm	438 x 447 x 490 mm	438 x 445 x 490 mm	846 x 445 x 490 mm	336 x 420 x 580 mm
Total heat input	1.0 kW	2.5 kW	3.2 kW		3.1 kW
Grill burner	n/a	1.5 kW	1.6 kW		1.5 kW
Oven burner	1.0 kW	1.0 kW	1.6 kW		1.6 kW
Ignition	12 V	12 V	Piezo or 12 V		12 V
Oven capacity	23 L	23 L	36 L		36 L
Grill capacity	-	-	-		13 L
Knobs	Chrome and black cylinder	Chrome and black cylinder	Matt nickel straight		Matt nickel straight
Net. Weight	10.5 Kg	15.8 Kg	13.5 Kg (Piezo) 14.0 Kg (12 V)	18.0 Kg	19.5 Kg
Features	<ul style="list-style-type: none"> <li>• 2 Oven shelves</li> <li>• Oven light</li> <li>• Left hand, convertible to right hand</li> </ul>	<ul style="list-style-type: none"> <li>• 1 Oven shelf</li> <li>• Grill pan kit</li> </ul>	<ul style="list-style-type: none"> <li>• 2 Oven shelves</li> <li>• Grill pan kit</li> </ul>	<ul style="list-style-type: none"> <li>• 2 Oven shelves</li> <li>• Grill pan kit</li> </ul>	<ul style="list-style-type: none"> <li>• 2 Oven shelves</li> <li>• Grill pan kit</li> <li>• Additional lower door for extra storage</li> </ul>

New products are available as from 2019.

Product range may vary per country. For more information about the product range and the availability please check your local dealer.

## 525 Oven, perfect fit

The 525 Oven is made to match the 525 mm wide refrigerators and makes the kitchen more complete.

- Extremely easy maintenance with removable fascia
- Protruding or flush installation
- Easy stand alone installation
- Easy installation on top of a 525mm wide refrigerator



## K1520 COOKER

New design gives K1520 cooker a big grill, fan assisted oven and much more! K1520 brings RV cooking to another level. Light, fast, big and delicious. Less weight, higher quality.



## 525 OVEN

The 525 Oven is made to match the 525 mm wide refrigerators and takes the kitchen more complete.



### THETFORD FRIENDS

Do you want to be part of a group of campers who like to think along with us and do you also want to experience the be of being part of the Thetford Friends family?

#### BECOME A THETFORD FRIEND!

- Receive latest news about our products
- Tips and tricks to improve your camping experience
- Be the first to test new Thetford products
- Share your opinion about our products!

Sign in today to be a Thetford Friend!



### SALES AND SERVICE POINTS

In Europe, there are more than 3,000 Thetford-approved sales and service points which can provide further help and advice about our products. Visit [www.thetford.com](http://www.thetford.com) and fill in your location (address, postcode and/or place) and click 'Find locations' to find the nearest Thetford sales point or service centre.

### THETFORD IS THE WORLD'S NO. 1 MANUFACTURER OF:



© 2018 Thetford