

GENERAL FEATURES

- Environmentally friendly
- Able to operate at 60°C
- Integrated design to ensure the best uniformity and reliability
- Long life and high stability under high temp. environment (no air-con needed)
- Use super-C additives: Deep discharge recovery capability

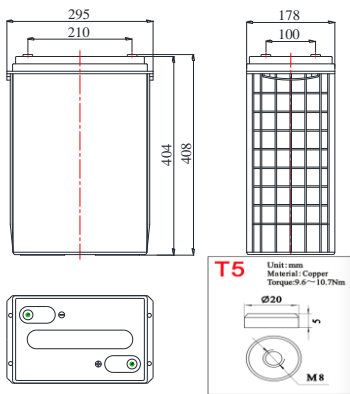
APPLICATIONS

- Solar & Wind energy system
- BTS Stations
- UPS system
- Telecom systems
- Wheel chair & Golf Car
- Marine Equipment
- Railway Systems



DIMENSIONS & WEIGHT

Length(mm)	295±1
Width(mm)	178±1
Height(mm)	404±1
Total Height(mm)	408±1
Weight(kg)	570±3%



COMPLIED STANDARDS

IEC 60896-21/22	JIS C8704
YD/T799	BS6290 part4
GB/T 19638	UL 1989

TECHNICAL SPECIFICATIONS



Nominal Voltage		6V(6 cells per unit)
Design Floating Life @25°C		15 Years
Nominal Capacity @25°C(20 hour rate@21.0A,10.50V)		420Ah
Capacity @25°C	10 hour rate (38.22A,10.8V)	382.2Ah
	5 hour rate (66.80A,10.5V)	334.0Ah
	1 hour rate (233.5A,9.6V)	233.5Ah
Internal Resistance	Full Charged Battery@25°C	≤2.2mΩ
Ambient Temperature	Discharge	-30°C~60°C
	Charge	-30°C~60°C
	Storage	-30°C~60°C
Max.Discharge Current@25°C		2000A(5s)
Capacity affected by Temperature (10 hr Capacity)	40°C	108%
	25°C	100%
	0°C	90%
	-15°C	70%
Self-Discharge@25°C per Month		3%
Charge (Constant Voltage) @25°C	Standby Use	Initial Charging Current Less than 75.6A Voltage 13.6-13.8V
	Cycle Use	Initial Charging Current Less than 75.6A Voltage 14.4-14.9V

BATTERY DISCHARGE TABEL

Discharge Constant Current per Cell (Amperes at 25°C)

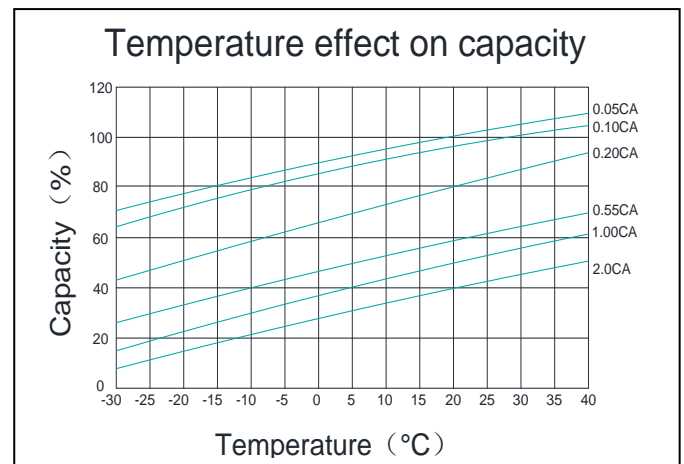
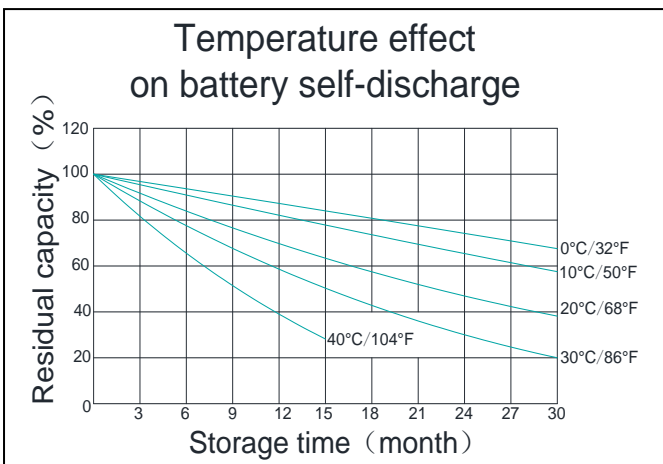
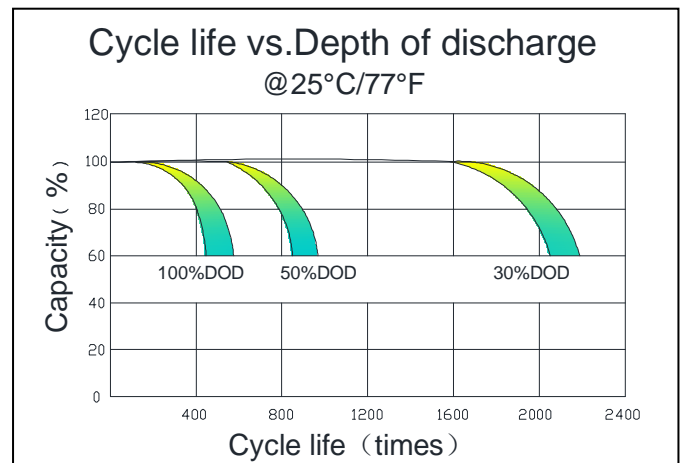
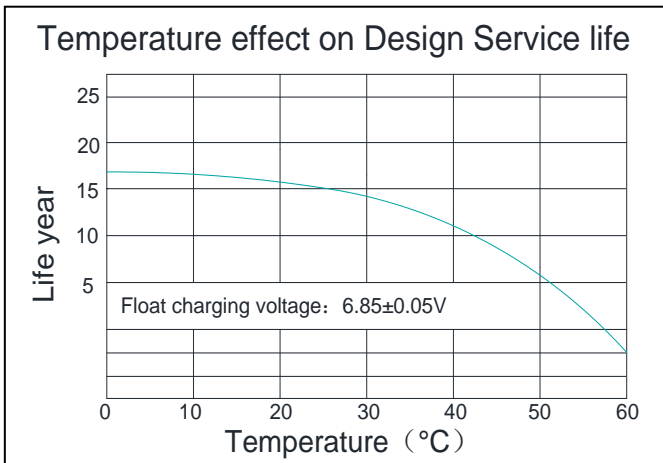
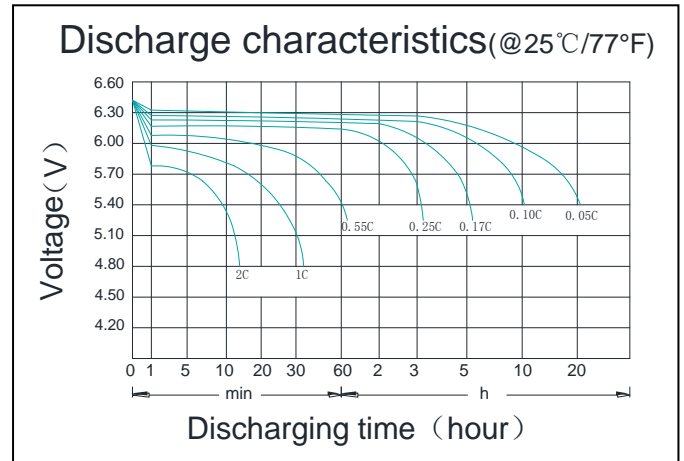
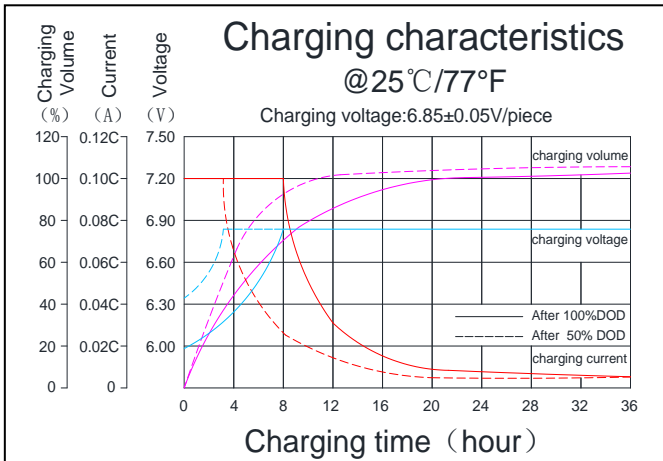
F.V/Time	15min	30min	45min	1h	2h	3h	5h	8h	10h	20h	100h
1.60V	540.5	345.2	253.7	233.5	148.3	104.2	70.6	46.6	41.58	22.26	5.04
1.67V	530.9	338.9	249.1	228.9	145.3	102.1	69.3	45.8	40.74	21.84	4.96
1.70V	520.8	332.6	244.4	224.7	142.8	100.4	68.0	44.9	39.90	21.42	4.83
1.75V	511.1	326.3	239.8	220.5	139.9	98.3	66.8	44.1	39.48	21.00	4.75
1.80V	491.4	313.7	230.6	212.1	134.4	94.5	64.3	42.4	38.22	20.79	4.66

Discharge Constant Power per Cell (Watts at 25°C)

F.V/Time	15min	30min	45min	1h	2h	3h	5h	8h	10h	20h	100h
1.60V	1040.3	664.4	488.5	448.1	284.8	199.9	136.1	89.5	80.2	43.4	9.70
1.67V	1021.4	652.3	479.2	440.2	279.7	196.6	133.6	88.2	78.5	42.5	9.49
1.70V	1002.5	640.1	470.4	431.8	274.7	192.8	131.0	86.5	77.3	42.2	9.32
1.75V	983.6	627.9	461.6	423.8	269.2	189.0	128.5	84.8	75.6	41.6	9.16
1.80V	945.8	604.0	443.9	407.4	259.1	181.9	123.9	81.5	72.7	40.3	8.99

Note The above data are average values, and can be obtained within 3 charge/discharge cycles. These are not minimum values. Cell and battery designs/specifications are subject to modification without notice. Contact **TIGER CENTURY** for the latest information.

PERFORMANCE CHARACTERISTICS



BATTERY CONSTRUCTION

Component	Positive plate	Negative plate	Container & Cover	Safety valve	Terminal	Separator	Electrolyte	Pillar seal
Features	Thick high Sn low Ca grid with special paste	Balanced Pb-Ca grid for improved recombination efficiency	ABS (UL94-V0 optional)	Flame Si-Rubbeand aging resistancer	Female Copper Insert M8(torque:1 0~12N.m)	Advanced AGM separator for high pressure cell design	Dilute high purity sulphuric acid with fumed Silica gel	Two layers epoxy resin seal

Tiger Century International Co., Ltd.

Room 712, 2# Building, Wanke Center, GuanCheng District, Dongguan, Guangdong, China.

Tel: +86-769-83032610 Fax: +86-769-83032610