

GENERAL FEATURES

- Environmentally friendly
- Able to operate at 60°C
- Integrated design to ensure the best uniformity and reliability
- Long life and high stability under high temp. environment (no air-con needed)
- Use super-C additives: Deep discharge recovery capability

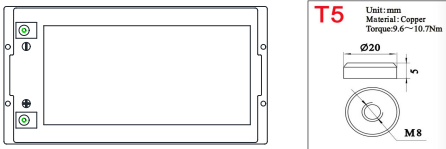
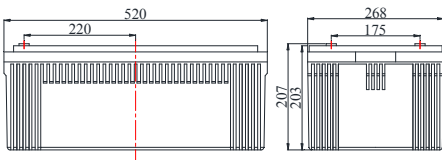
APPLICATIONS

- Solar & Wind energy system
- BTS Stations
- UPS system
- Telecom systems
- Wheel chair & Golf Car
- Marine Equipment
- Railway Systems



DIMENSIONS & WEIGHT

Length(mm)	520±1
Width(mm)	268±1
Height(mm)	203±1
Total Height(mm)	207±1
Weight(kg)	71.3±3%



COMPLIED STANDARDS

IEC 60896-21/22	JIS C8704
YD/T799	BS6290 part4
GB/T 19638	UL 1989

TECHNICAL SPECIFICATIONS



Nominal Voltage		12V(6 cells per unit)
Design Floating Life @25°C		15 Years
Nominal Capacity @25°C(20 hour rate@12.00A,10.50V)		240Ah
Capacity @25°C	10 hour rate (21.84A,10.8V)	218.4Ah
	5 hour rate (38.20A,10.5V)	191.0Ah
	1 hour rate (133.4A,9.6V)	133.4Ah
Internal Resistance	Full Charged Battery@25°C	≤3.2mΩ
Ambient Temperature	Discharge	-30°C~60°C
	Charge	-30°C~60°C
	Storage	-30°C~60°C
Max.Discharge Current@25°C		2400A(5s)
Capacity affected by Temperature (10 hr Capacity)	40°C	108%
	25°C	100%
	0°C	90%
	-15°C	70%
Self-Discharge@25°C per Month		3%
Charge (Constant Voltage) @25°C	Standby Use	Initial Charging Current Less than 43.2A Voltage 13.6-13.8V
	Cycle Use	Initial Charging Current Less than 43.2A Voltage 14.4-14.9V

BATTERY DISCHARGE TABEL

Discharge Constant Current per Cell (Amperes at 25°C)

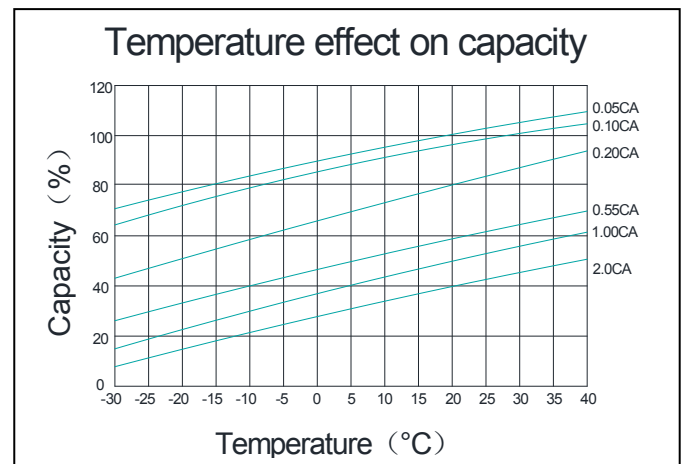
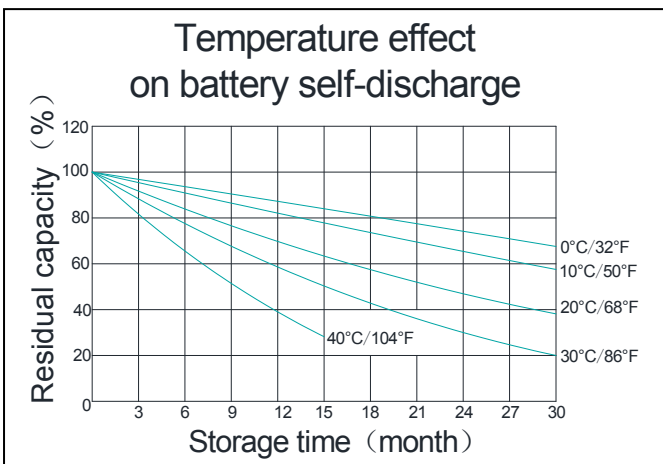
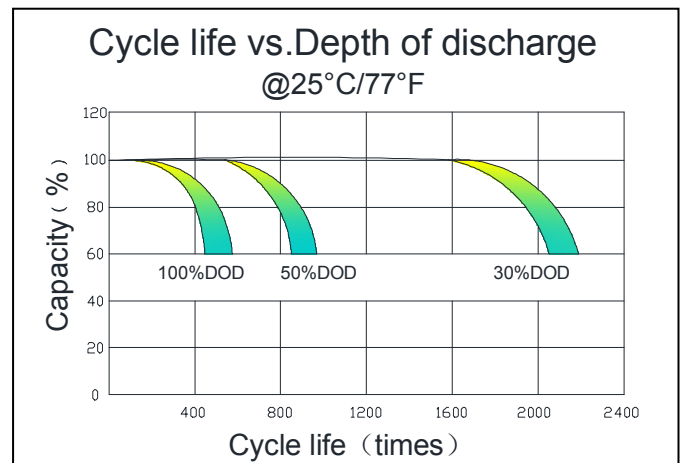
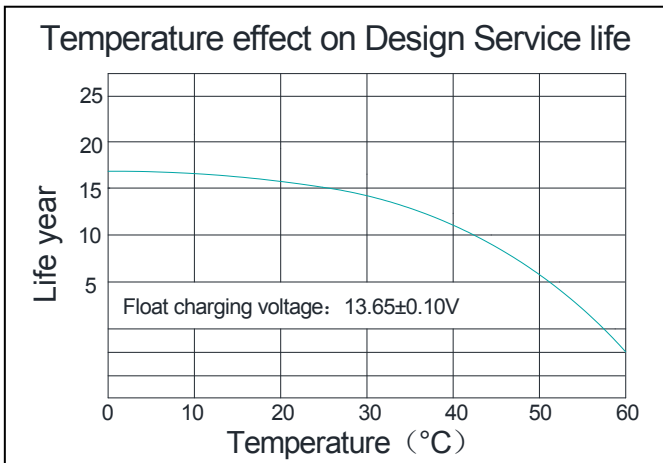
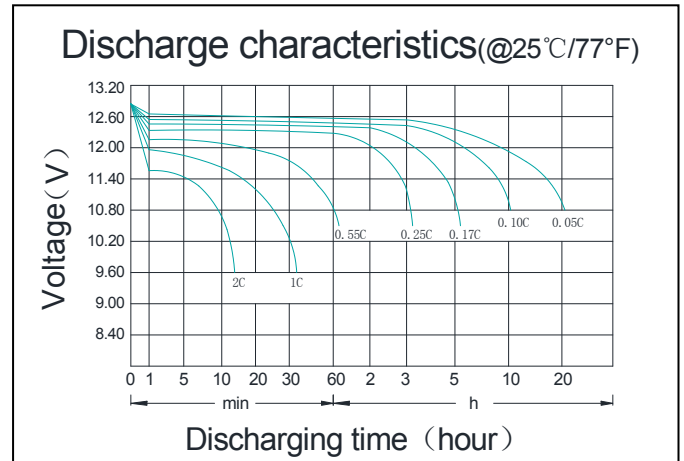
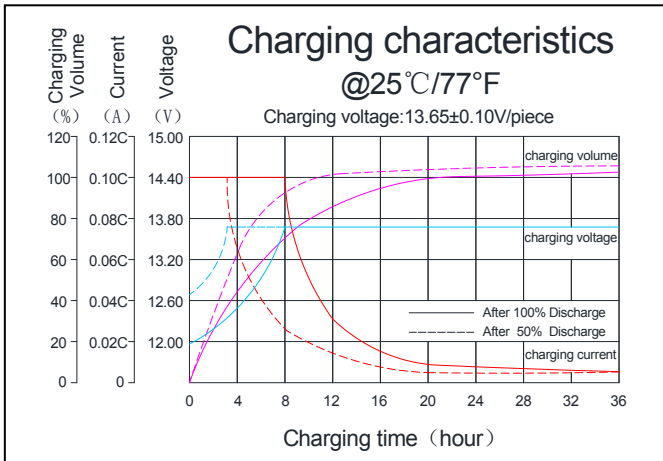
F.V/Time	15min	30min	45min	1h	2h	3h	5h	8h	10h	20h	100h
1.60V	308.9	197.3	145.0	133.4	84.7	59.5	40.3	26.6	23.76	12.72	2.88
1.67V	303.4	193.7	142.3	130.8	83.0	58.3	39.6	26.2	23.28	12.48	2.83
1.70V	297.6	190.1	139.7	128.4	81.6	57.4	38.9	25.7	22.80	12.24	2.76
1.75V	292.1	186.5	137.0	126.0	79.9	56.2	38.2	25.2	22.56	12.00	2.71
1.80V	280.8	179.3	131.8	121.2	76.8	54.0	36.7	24.2	21.84	11.88	2.66

Discharge Constant Power per Cell (Watts at 25°C)

F.V/Time	15min	30min	45min	1h	2h	3h	5h	8h	10h	20h	100h
1.60V	594.5	379.7	279.1	256.1	162.7	114.2	77.8	51.1	45.8	24.8	5.54
1.67V	583.7	372.7	273.8	251.5	159.8	112.3	76.3	50.4	44.9	24.3	5.42
1.70V	572.9	365.8	268.8	246.7	157.0	110.2	74.9	49.4	44.2	24.1	5.33
1.75V	562.1	358.8	263.8	242.2	153.8	108.0	73.4	48.5	43.2	23.8	5.23
1.80V	540.5	345.1	253.7	232.8	148.1	103.9	70.8	46.6	41.5	23.0	5.14

Note The above data are average values, and can be obtained within 3 charge/discharge cycles. These are not minimum values. Cell and battery designs/specifications are subject to modification without notice. Contact **TIGER CENTURY** for the latest information.

PERFORMANCE CHARACTERISTICS



BATTERY CONSTRUCTION

Component	Positive plate	Negative plate	Container & Cover	Safety valve	Terminal	Separator	Electrolyte	Pillar seal
Features	Thick high Sn low Ca grid with special paste	Balanced Pb-Ca grid for improved recombination efficiency	ABS (UL94-V0 optional)	Flame Si-Rubbeand aging resistancer	Female Copper Insert M8(torque:7~9N.m)	Advanced AGM separator for high pressure cell design	Dilute high purity sulphuric acid with fumed Silica gel	Two layers epoxy resin seal

Tiger Century International Co., Ltd.

Room 712, 2# Building, Wanke Center, GuangCheng District, Dongguan, Guangdong, China.

Tel: +86-769-83032610 Fax: +86-769-83032610

Copyright©2017 Tiger Century International Co., Ltd.