

GENERAL FEATURES

- Environmentally friendly
- Able to operate at 60°C
- Integrated design to ensure the best uniformity and reliability
- Long life and high stability under high temp. environment (no air-con needed)
- Use super-C additives: Deep discharge recovery capability

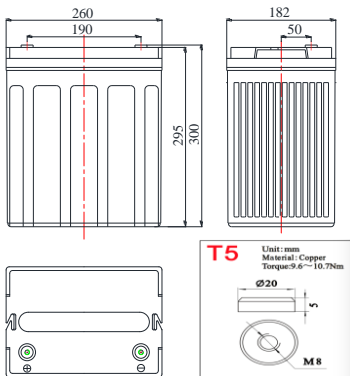
APPLICATIONS

- Solar & Wind energy system
- BTS Stations
- UPS system
- Telecom systems
- Wheel chair & Golf Car
- Marine Equipment
- Railway Systems



DIMENSIONS & WEIGHT

Length(mm)	260±1
Width(mm)	182±1
Height(mm)	295±1
Total Height(mm)	300±1
Weight(kg)	38.2±3%



COMPLIED STANDARDS

IEC 60896-21/22	JIS C8704
YD/T799	BS6290 part4
GB/T 19638	UL 1989

TECHNICAL SPECIFICATIONS



Nominal Voltage		8V(6 cells per unit)
Design Floating Life @25°C		15 Years
Nominal Capacity @25°C(20 hour rate@10.0A,10.50V)		200Ah
Capacity @25°C	10 hour rate (18.20A,10.8V)	182.0Ah
	5 hour rate (31.80A,10.5V)	159.0Ah
	1 hour rate (111.2A,9.6V)	111.2Ah
Internal Resistance	Full Charged Battery@25°C	≤3.9mΩ
Ambient Temperature	Discharge	-30°C~60°C
	Charge	-30°C~60°C
	Storage	-30°C~60°C
Max.Discharge Current@25°C		2000A(5s)
Capacity affected by Temperature (10 hr Capacity)	40°C	108%
	25°C	100%
	0°C	90%
	-15°C	70%
Self-Discharge@25°C per Month		3%
Charge (Constant Voltage) @25°C	Standby Use	Initial Charging Current Less than 36.0A Voltage 13.6-13.8V
	Cycle Use	Initial Charging Current Less than 36.0A Voltage 14.4-14.9V

BATTERY DISCHARGE TABEL

Discharge Constant Current per Cell (Amperes at 25°C)

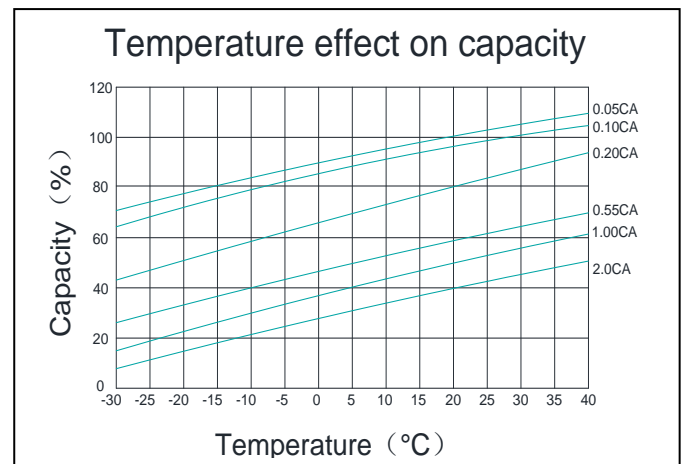
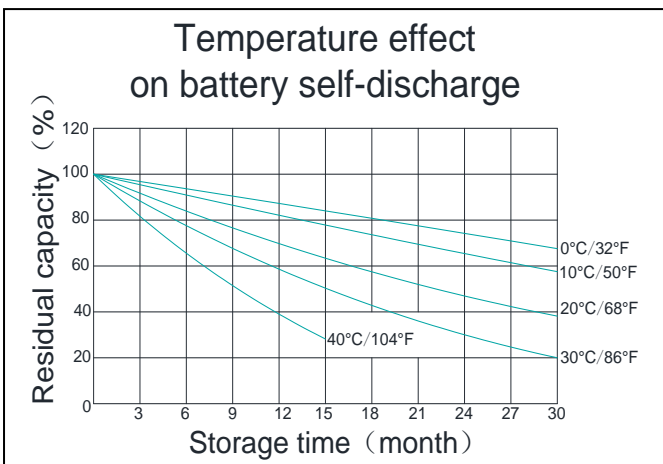
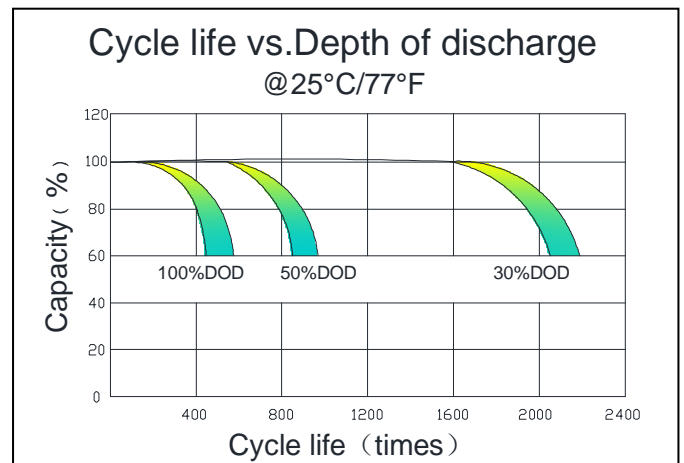
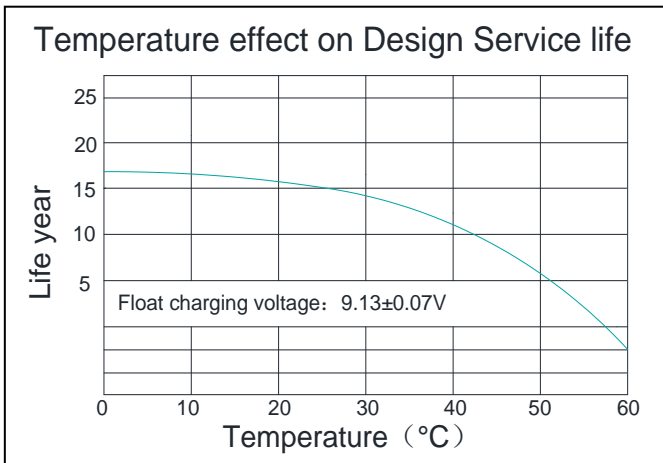
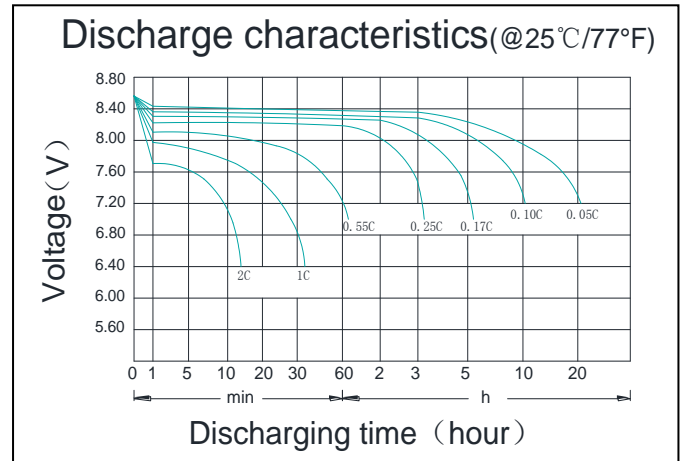
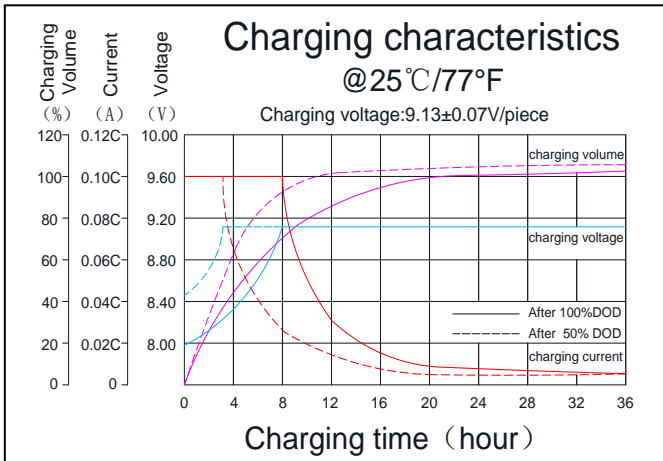
F.V/Time	15min	30min	45min	1h	2h	3h	5h	8h	10h	20h	100h
1.60V	257.4	164.4	120.8	111.2	70.6	49.6	33.6	22.2	19.80	10.60	2.40
1.67V	252.8	161.4	118.6	109.0	69.2	48.6	33.0	21.8	19.40	10.40	2.36
1.70V	248.0	158.4	116.4	107.0	68.0	47.8	32.4	21.4	19.00	10.20	2.30
1.75V	243.4	155.4	114.2	105.0	66.6	46.8	31.8	21.0	18.80	10.00	2.26
1.80V	234.0	149.4	109.8	101.0	64.0	45.0	30.6	20.2	18.20	9.90	2.22

Discharge Constant Power per Cell (Watts at 25°C)

F.V/Time	15min	30min	45min	1h	2h	3h	5h	8h	10h	20h	100h
1.60V	495.4	316.4	232.6	213.4	135.6	95.2	64.8	42.6	38.2	20.7	4.62
1.67V	486.4	310.6	228.2	209.6	133.2	93.6	63.6	42.0	37.4	20.2	4.52
1.70V	477.4	304.8	224.0	205.6	130.8	91.8	62.4	41.2	36.8	20.1	4.44
1.75V	468.4	299.0	219.8	201.8	128.2	90.0	61.2	40.4	36.0	19.8	4.36
1.80V	450.4	287.6	211.4	194.0	123.4	86.6	59.0	38.8	34.6	19.2	4.28

Note The above data are average values, and can be obtained within 3 charge/discharge cycles. These are not minimum values. Cell and battery designs/specifications are subject to modification without notice. Contact **TIGER CENTURY** for the latest information.

PERFORMANCE CHARACTERISTICS



BATTERY CONSTRUCTION

Component	Positive plate	Negative plate	Container & Cover	Safety valve	Terminal	Separator	Electrolyte	Pillar seal
Features	Thick high Sn low Ca grid with special paste	Balanced Pb-Ca grid for improved recombination efficiency	ABS (UL94-V0 optional)	Flame Si-Rubber and aging resister	Female Copper Insert M8 (torque: 7~9N.m)	Advanced AGM separator for high pressure cell design	Dilute high purity sulphuric acid with fumed Silica gel	Two layers epoxy resin seal

Tiger Century International Co., Ltd.

Room 712, 2# Building, Wanke Center, GuanCheng District, Dongguan, Guangdong, China.

Tel: +86-769-83032610 Fax: +86-769-83032610